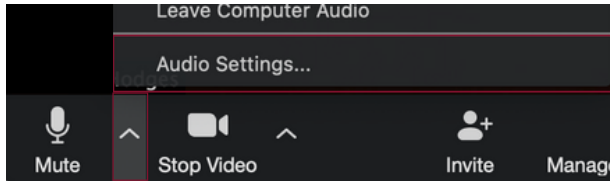


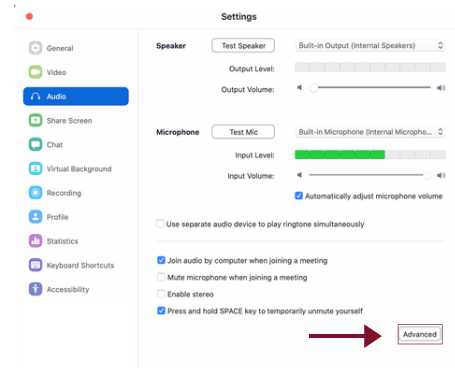
Optimizing Sound Quality in Zoom

Zoom has the ability to give good sound quality for musicians, it just requires some advanced settings changes. You can optimize your sound settings by following these steps:

1. Begin a Zoom Meeting where you are the host (there does not need to be other people in the meeting).
2. Make sure you are listening through headphones, not the computer's external speakers.
3. Select "Audio Settings" under the Microphone on the tool bar.

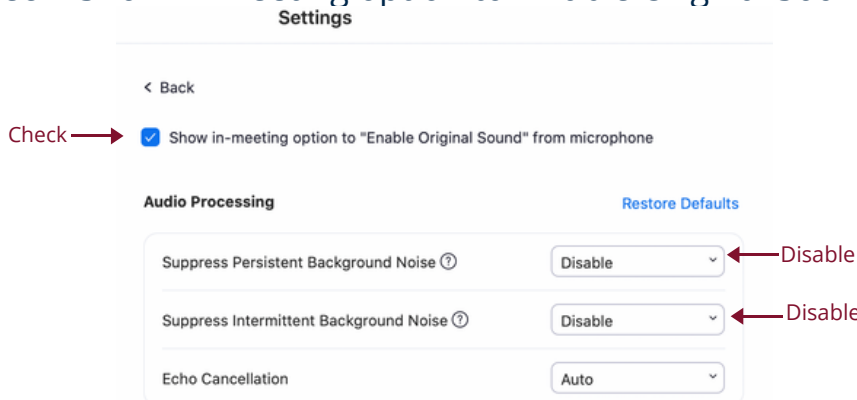


4. Select "Advanced" in the bottom right-hand corner.



5. Change the following Settings:

- Set "Suppress Persistent Background Noise" to "Disable"
- Set "Suppress Intermittent Background Noise" to "Disable"
- Check "Show in-meeting option to 'Enable Original Sound' from microphone"



6. Come back to the meeting and make sure the "Turn Off Original Sound" Bar is Blue.

